



DR. R.E. MOON +  
ASSOCIATES

e s t . 1 9 8 2

# The “*new*” Texas Two-Step


Freeze Damage & Drought Damage





**FREEZE DAMAGE**

**DROUGHT DAMAGE**



**Plant Recovery**

# Plant Recovery~

## Watering

01

Follow water restrictions for your city

02

Drip irrigation and bubblers on trees are often restricted

03

Newly planted landscape-water for survival as per city guidelines

04

If restrictions worsen, water foundation, trees, and shrubs before turf

05

Hand watering is an effective way to aid in plant survival

06

Do not fertilize plants until temperatures moderate, rains return, or restrictions are lifted

# Plant Recovery~ Smart Irrigation Controller



# Plant Recovery~

## Removing Dead Wood

Dead wood can be trimmed out of trees and shrubs at any time.



# Plant recovery~

## Controlling Insects and Diseases on Turf

INSECTS:  
Grub  
Worms



DISEASE:  
Rhizoctonia



DISEASE:  
Grey Leaf  
Spot




DISEASE:  
Pythium

# Plant Recovery~

## Controlling Insects and Diseases

*Grub Killer Plus* controls grub worms and fire ants

*DiseaseEX* and *Fungus Control for Lawns* controls Pythium, Rhizoctonia, and Grey Leaf Spot





# Plant Recovery~

## Controlling Insects and Diseases on Trees and Shrubs

### INSECTS:

- Aphids



### INSECTS:

- Scale



### INSECTS:

- Borers



### DISEASES:

- Canker



### DISEASES:

- Leaf Spot



### DISEASES:

- Powdery Mildew



### INSECTS:

- Aphids (500+)



### DISEASES:

- Canker



### INSECTS:

- Scale, Borers (+40 Systemic)



### DISEASES:

- Leaf Spot, Powdery Mildew, Rust



# Neem Oil

The gold standard for control of insects, mites, and many diseases.

- Organic
- Safe for all plant materials
- Safe for the environment
- Spray all plant materials in the winter for control of overwintering insects, mites and diseases



# Plant Recovery~

## Pre and Post Emergent Weed Control and Fertilizer for Turf and Beds

Eliminate weed competition and apply a post-emergent weed control such as Image All-In-One Lawn Weed Killer. Also, treat with Halts pre-emergent for turf and Preen for beds to control germinating weeds.

Fertilize to encourage recovery and vigor with a slow-release fertilizer.



# FESTIVE FALL COLOR



# Selecting Fall Color~ Marigolds

If you want to create a color scheme for this Fall to get you into a festive mood, a combination of marigolds and crotons all have great fall colors. There are many varieties of marigolds and crotons to make your selection from.




French Marigold Naughty Marietta



French Marigold Bolero



French Marigold Colossus



French Marigold Fiesta



French Marigold Harmony



African Marigold Mandarin



French Marigold Lemon Drop

# Selecting Fall Color~ Crotons

Embed crotons among the marigolds to create more interest. You can plant these in beds and pots at this time. A few pumpkins and bales of hay can round out your fall look. These plants will die at the first freeze, so don't get too attached, but enjoy the beauty while it lasts.



**Magnificent Croton**



**Zanzibar Croton**



**Red Iceton Croton**




**Mrs. Iceton Croton**



**Florida Select Croton**



**Gold Star Croton**



**Mammy Croton**

# Tips for your Landscape

- Mulch beds and tree rings to improve appearance, conserve moisture, and provide protection from line trimmer damage, mower damage and winter freeze
- Prune trees for shape and corrective pruning
- Fertilize trees to encourage vigor
- Prepare seasonal color beds for fall and winter planting
- Add decorations to landscape for fall interest
- Fall is the best time to plant or replace trees!

**Questions**



**Answers**



Follow us on Social Media~  
Dr. R.E. Moon + Associates  
and DrMoonConsulting

*TikTok*  
*Instagram*  
*Facebook*  
*YouTube*

