



DR. R.E. MOON +
ASSOCIATES
e s t . 1 9 8 2

Gardening by the Moon

November 2022 Digest

.....

Cooler temperatures have arrived!

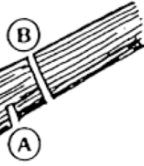

It is time to ensure your outside areas are ready for winter before the cold temperatures settle in. Let's review the final checklist to make your yard work in the spring more manageable.

-
- Clean up all plant debris, such as leaves, and remove dead plants. Plant debris is an excellent hiding place for rodents, roaches, insects, and other vermin. Also, removing plant debris rids your yard of potential diseases that can infect your plants next year.
 - Prune your trees for shape and lift canopies on trees next to the street and in your yard. Low-hanging tree branches in your yard can shade your turf, and low-hanging branches on street trees can be hit and damaged by vehicles. When removing branches, make a **jump cut** before making the final cut at the **branch collar** (see diagrams below).
 - Cut back perennials that have started to decline and remove spent flowers.
 - Fertilize your beds if you still need to do so this fall.

- Replenish mulch in beds to add an extra layer of protection for your plants from the cold weather. Mulch holds valuable moisture to reduce winter watering and helps prevent unwanted winter weeds.
- If you have not done so this fall, add a pre-emergent over the mulch, such as Halts or Preen, for another layer of weed protection to prevent weeds.
- Protect your valuable clay or ceramic containers from freeze damage. Empty containers and store them in the garage. If that is not possible, turn them upside down in a protected area.
- Clean all your gardening tools.
- Put away all gardening equipment and water hoses.
- Protect outdoor faucets from freezing.
- If you did not apply a fall pre-emergent to your turf, do so now to prevent weeds from germinating. Apply Halts or Preen at label rates.
- Control any active weeds in your turf with post-emergent weed control for Southern Grasses. Again, follow all label instructions when applying.
- Fertilize your turf if you have not done so in the last 12 weeks. Fertilizing feeds turf roots during the winter.
- Start lowering your mowing height on turf. During the winter, thick turf packs down and becomes more susceptible to diseases that will overwinter and attack new growth in the spring. Drop mowing height by one setting every month until March. And yes, if you do this, you will have only some of that debris to remove in the spring.
- Plant winter color such as pansies, violas, dianthus, snapdragons, kale, ornamental cabbage, or one of the wide varieties of Dusty Miller.
- Set irrigation controller to run 1 time every 2 weeks. If you have received any rain during those two weeks, turn your controller off.
- BE ALERT FOR EXTREME COLD WEATHER!!**
Drought-stressed plants are more susceptible to cold damage, so watering plants a few days before a cold snap is good practice. Watering just before a freeze helps by creating warmth— the wet ground remains warmer than the dry ground, which insulates the root structure of the grass and plants, decreasing the risk of freeze damage. Make sure to turn your irrigation to the off position after watering.

Once you complete these tasks, you can rest for a few months and enjoy the upcoming holiday season with your family and friends!

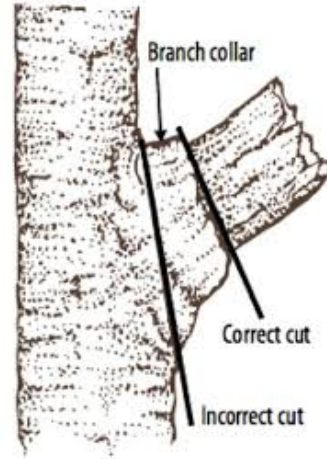
Jump cuts



First cut (A)
made 4-12 inches from the final cut, a quarter or third of way through the branch.

Second cut (B)
made 1-2 inches further out on branch

Third cut (C)
just outside branch collar and all the way through



Jump cuts remove heavy branches in three steps to prevent tearing the bark and damaging the plant. Use jump cuts to sever and lighten a branch just beyond an intended final cut. This weight drop avoids having the severed portion snap at the point of the cut and wounding the plant.

Happy Thanksgiving from Dr. R.E. Moon + Associates!

Dr. Robert Moon

God & Family

Rain

Beauty of plants & pre-emergent weed control

Suzanne Moon

Family trips to the mountains

Thanksgiving day meal, football, family games, and napping

Pecan trees for delicious pecan pies!

Dr. Louie Gradilla

Faith & Family

Football & Food

Fertilizer

Consultant CORNER

I am thankful for...

Jacob & Claire Cheatham

Cooler evenings to sit outside by the fire pit

Getting to live and work with family

Our dog, Fern



Jennifer Hall

Family

Friends

Holidays

Christee Cheatham

Family

Fall weather

Outdoor fire pits & s'mores

Karen Gradilla

Faith & Family

Books & cold weather

Candles & cozy fires

